

QX20 EVO AC S4 1150X540

THE PROFESSIONAL CHOICE



QX EVO EPT

The new QX is the perfect electric pallet truck suitable for heavy duty applications, ideal for transport over short distances. State-of-the-art proven technology, powerful and reliable motors, excellent manoeuvrability thanks to the compact dimensions, this product is the most competitive solution for your application in medium size warehouses, such as loading/unloading lorries, even in multi shift uses.



QX20 EVO

QX20 EVO is specifically designed to provide higher performance, reliability and speed through the powerful three-phase AC technology, while reducing noise emission and overheating of the motor wheel. The European made traction battery with 12 DIN elements grants long autonomy and long lifetime.



 24V/210Ah 5,6/6 km/h



 2000 kg AC

ZAPI CONTROLLER

AC technology guarantees more energy efficiency and longer battery charging duration, thus reducing maintenance cost. Furthermore the absence of brushes in the motor, the simpler motor structure and the possibility of adjusting parameters increase system reliability.



TILLER EVOLUTION EPT

Fully integrated ergonomic technopolymer tiller system including fingertip throttle and fork controls, safety pushbutton, horn, turtle button, hourmeter, battery status indicator as standard equipment.



TURTLE MODE SWITCH

Offered as standard, this function enables operating the truck in confined spaces: it allows the unit to travel with the tiller in upright position.


This function is activated by pressing the turtle button on the tiller and rotating the drive control throttle. The truck travels at limited speed.

Release the button to disable this function.



SPEED CONTROL

Variable maximum speed depending on the tiller working position increases the manoeuvrability and the safety of the truck.



BATTERY COMPARTMENT QX

The separate battery compartment allows the installation of high capacity battery (24V/210Ah). The battery inspection is easy and comfortable through the battery cover with hinges. The external high frequency battery charger can be easily plugged through Anderson connector.

AQUAMATIC SYSTEM

As option automatic battery refilling system can be supplied to increase productivity, lower operating expenses and prevent damage to the battery that can occur due to insufficient refilling.



MOTOR WHEEL

Lifting and traction motors have both a voltage of 24 Volt. The vertical assembly not only allows a more rapid access to all the parts but also minimizes room cluttering-up and wiring stress.



KEY SWITCH AND NOTE HOLDER

The machine is equipped with a key switch placed on an accessible and protected position. The robust battery cover integrates a clip holder for an easy fixing of documents and notes.



FORKS

Durable and long-lasting fork tips for easy and effortless entry/exit to/from pallet. The machine is offered as standard with heavy duty polyurethane tandem rollers.



EASY MAINTENANCE

Removing the strong cover allows to have the access to electric and hydraulic system as to the motorwheel and stabilizing wheels.



BACKREST (OPTION)

Load backrest accessory to guarantee total safety during work, preventing loads falling on operator side.



Description

Lift			Electric
1.3 Drive			Electric
1.4 Operator type			Pedestrian
1.5 Load capacity	Q	kg	2000
1.6 Load centre distance	c	mm	600
1.8 Load axle to end forks	x	mm	982
1.9 Wheel base	y	mm	1418

Weights

2.1 Service weight		kg	345
2.1 Service weight (battery included)		kg	535
2.2 Axle load, laden rear		kg	1580
2.2 Axle load, laden front		kg	955
2.3 Axle load, unladen front		kg	430
2.3 Axle load, unladen rear		kg	105

Tyres/Chassis

3.1 Tyres: front wheels			POLY.C
3.1 Tyres: stabilizers wheels - front			POLY.C
3.1 Tyres: rear wheels			POLY
3.2 Tyre size: Steering wheels - Width		mm	75
3.2 Tyre size: Steering wheels - Diameter		mm	230
3.3 Tyre size: Load rollers - Diameter		mm	85
3.3 Tyre size: Load rollers - Width		mm	70
3.4 Tyre size: stabilizers wheels front - Diameter		mm	85
3.4 Tyre size: stabilizers wheels front - Width		mm	48
3.5 Tyre size: rear wheels - Q.ty (X=driven)		nr	4
3.5 Tyre size: front wheels - Q.ty (X=driven)		nr	1x+2
3.6 Tread, front	b10	mm	498
3.7 Tread, rear	b11	mm	370

Dimensions

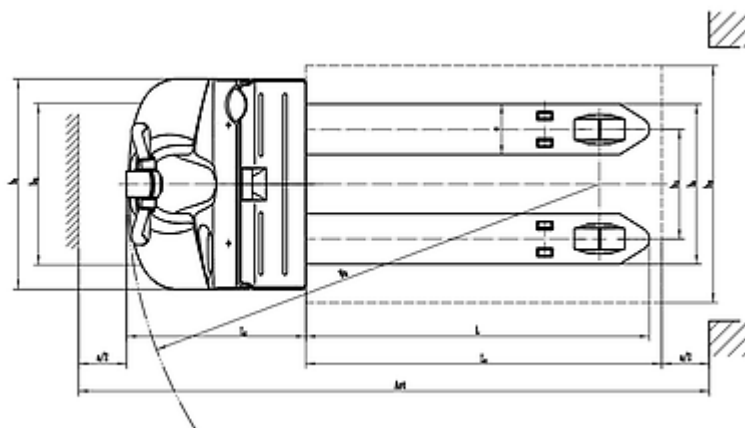
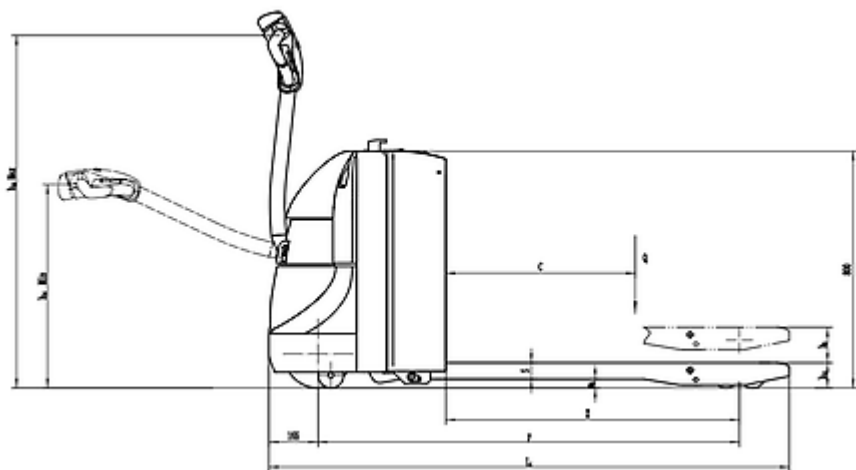
4.4 Lift height	h3	mm	120
4.9 Height of tiller in drive position max	h14	mm	1200
4.9 Height of tiller in drive position min	h14	mm	715
4.15 Height, lowered	h13	mm	85
4.19 Overall length	l1	mm	1748
4.20 Length to face of forks	l2	mm	598
4.21 Overall width	b1	mm	710
4.22 Fork dimensions - Thickness	s	mm	55
4.22 Fork dimensions - Width	e	mm	170
4.22 Fork dimensions - Length	l	mm	1150
4.25 Distance between fork arms	b5	mm	540
4.32 Ground clearance, centre of wheelbase	m2	mm	30
4.34 Aisle width	Ast	mm	2251
4.35 Turning radius	Wa	mm	1595

Performance data

5.1 Travel speed laden	Km/h	5,6
5.1 Travel speed unladen	Km/h	6
5.2 Lifting speed laden	m/s	0.051
5.2 Lifting speed unladen	m/s	0.06
5.3 Lowering speed laden	m/s	0.032
5.3 Lowering speed unladen	m/s	0.039
5.8 Max gradeability laden	%	8
5.8 Max gradeability unladen	%	16
5.10 Service brake	Electric	

Electric motors

6.1 Drive motor power	kW	1.1
6.2 Lift motor power	kW	0.84
Battery Type	Type	Traction (C5)
6.4 Battery voltage	V	24
6.4 Battery capacity, Min	Ah	210
6.4 Battery capacity, Max	Ah	210
6.5 Battery weight, Min	kg	190
6.5 Battery weight, Max	kg	190
8.4 Sound level at driver's ear	dB(A)	74



The information is aligned with the Data file at the time of download. Printed on 25/01/2022 (ID 10705)

©2021 | PR INDUSTRIAL s.r.l. | All rights reserved | Image shown may not reflect actual package.
Specifications subject to change without notice

